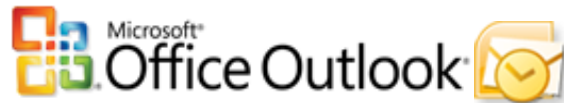
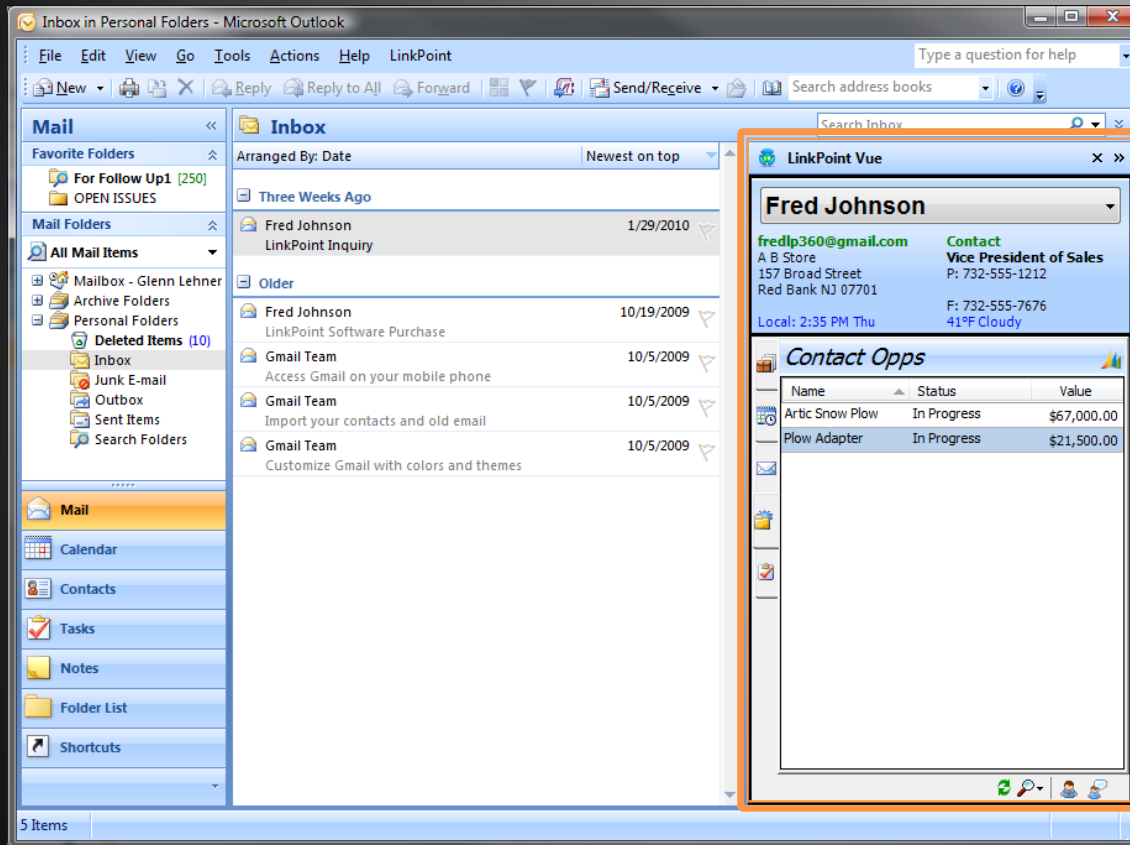


# LinkPoint Vue

Microsoft CRM Adoption and  
Productivity Accelerator



# Highlights...

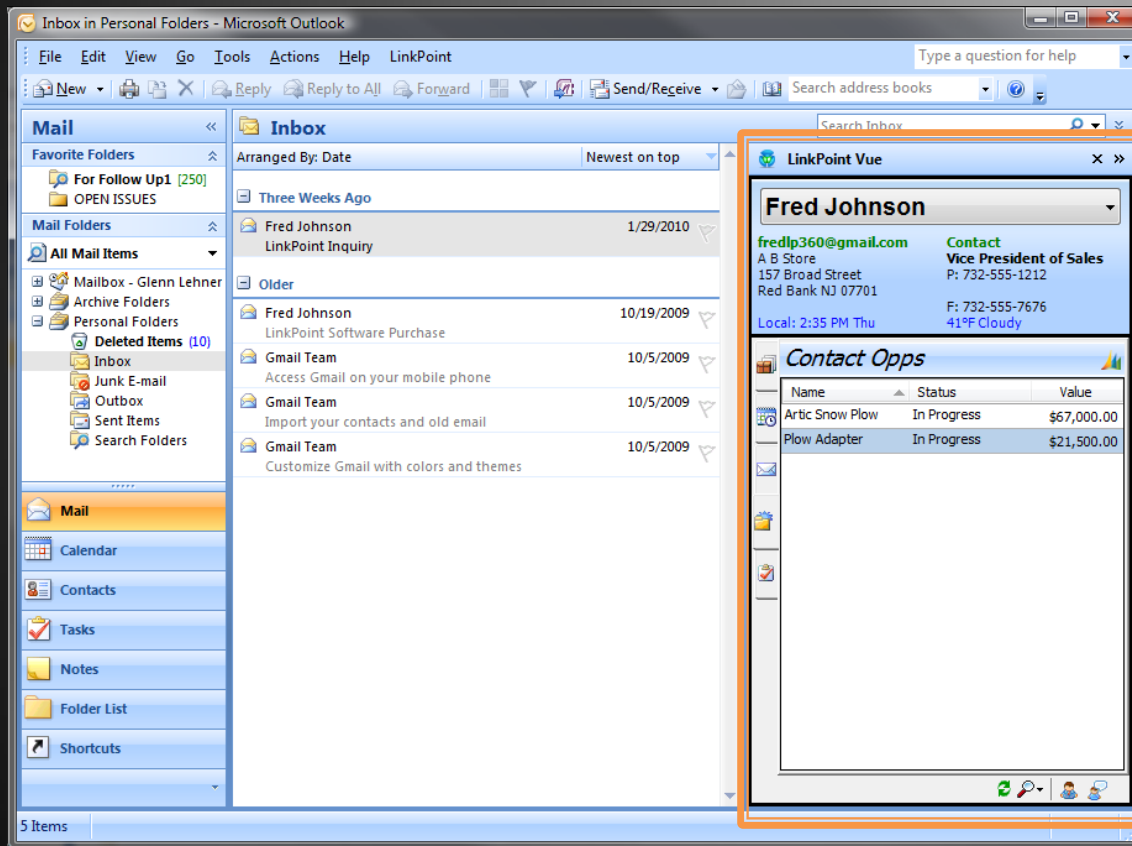


LinkPoint is built directly into Microsoft Outlook providing a seamless integration.

The Microsoft CRM data displayed is determined by the recipients of the Email or Calendar entry.

LinkPoint Vue supports Microsoft CRM Professional, Enterprise and Unlimited Editions.

# Productivity Benefits...



CRM Adoption is greatly increased since Microsoft CRM data is viewed each time Outlook is used.

LinkPoint Vue reduces the amount of time it takes to navigate to your data in Microsoft CRM.

Single 360° view of all your customer information inside of Outlook.

# The 360° View of your data...

The screenshot shows the LinkPoint Vue application window. At the top, the contact name "Fred Johnson" is displayed in a dropdown menu. Below this, contact information is organized into two columns: email and address on the left, and contact title and phone numbers on the right. A weather widget at the bottom left shows the local time and weather. The main section is titled "Contact Opps" and contains a table with two rows of opportunities. A sidebar on the left has icons for various functions, and a bottom toolbar contains icons for refresh, search, and user management.

**LinkPoint Vue** x »

**Fred Johnson**

**fredlp360@gmail.com** **Contact**  
A B Store **Vice President of Sales**  
157 Broad Street P: 732-555-1212  
Red Bank NJ 07701 F: 732-555-7676  
Local: 2:35 PM Thu 41°F Cloudy

**Contact Opps**

Name	Status	Value
Artic Snow Plow	In Progress	\$67,000.00
Plow Adapter	In Progress	\$21,500.00

View all Contact and Lead information from Microsoft CRM for each recipient on the Email or Calendar entry.

View all Opportunities, Cases, Events and other related information from Microsoft CRM.

View data from Social Networks, ERP systems, and other applications related to the Contact or Lead.

# What can you do with the click of the mouse...

The screenshot shows the LinkPoint Vue application window. At the top, there is a dropdown menu for 'John Martin'. Below it, contact details are displayed: 'johnm@linkpoint360.com', 'MS Crm:Contact', 'Loews', '157 Broad Street', 'Red Bank NJ 07701', 'USA', 'Local: 11:13 AM Fri', 'P:732-212-5555', and 'M:732-444-1212'. Below the contact info is a section titled 'Opportunities' with a table. The table has columns for Name, Status, Close, and Value. One row is visible: '100 Licenses of Vue' with a status of 'In Progress' and a value of '\$6,000.00'. A vertical sidebar on the left contains icons for 'Cases', 'Appointment', 'Emails', 'Letters', and 'Opportunities'. The status bar at the bottom left says 'Ready'.

Name	Status	Close	Value
100 Licenses of Vue	In Progress		\$6,000.00

Add, Edit or View Contacts or Leads directly in Microsoft CRM.

Call a Contact or Lead using Skype, Vonage or other VoIP applications.

Add, Edit or View any Opportunity, Case or related data directly in Microsoft CRM.

Get directions to the Contact from Google.

Record an Email to a Contact, Lead or any related data in Microsoft CRM.

Create a vCard from a Contact or Lead.

Create a Case directly from an Email in Microsoft CRM.

View Data from Social Networks or external Applications.

# Additional Links

[How to Quick Create a CRM Contact](#)

[LinkPoint Vue installation Tutorial](#)

[LinkPoint Vue Installation](#)

# Contact Information

Please contact us for additional Sales  
or Support questions.

Sales: 732-212-8402  
Support: 732-212-8403

E-mail: [info@LinkPoint360.com](mailto:info@LinkPoint360.com)

Web: <http://www.linkpoint360.com>